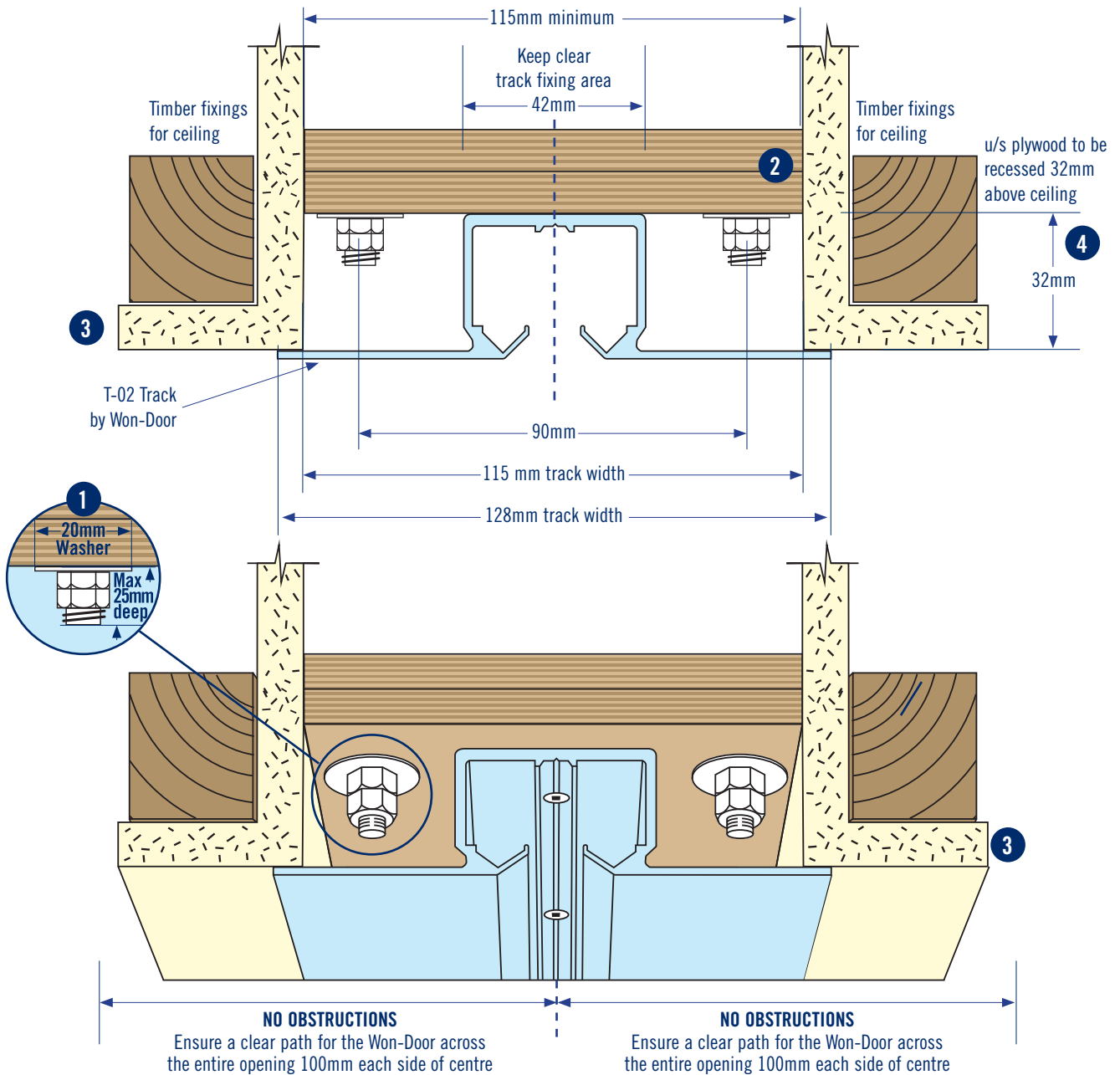




TRACK & HEADER DETAILS - FLUSH TRACK

Straight door - Manual Operation



1. 10mm threaded rod with nuts and washers by main contractor.

Spacing: 600mm centres through opening, 300mm in stack depth areas. (Refer Jamb Details page for Stack Depth Area Calculation)

Note: Threaded Rod is not necessary where adequate fixing of the ply is available. Ply must be fixed in a manner to support the weight of this door at 9kgm².

2. Two (2) Layers 17mm x 115mm continuous plywood, screwed and glued, to be parallel with floor. Maximum level tolerance of ± 5 mm. By main contractor.

3. Ceiling grid to be self supported and not held up by Won-Door track.

4. u/s of plywood to be recessed 32mm above ceiling **across entire width of opening**. This dimension is critical and must be constructed to the millimetre. **No tolerance available on this 32mm.**

For further details contact:

Won-Door Australia Pty Ltd.
Won-Door New Zealand Ltd.

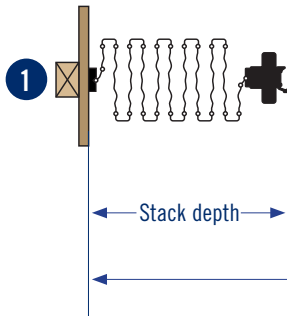
Tel: 1800 682 965
Tel: 0800 688 555

Email: info@won-door.com.au
Email: info@won-door.co.nz

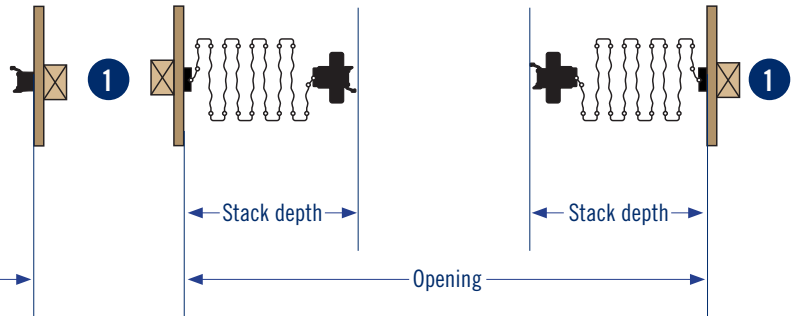


JAMB DETAILS - REQUIRED (Timber stud fixing behind wall linings)

SINGLE PARTING



BI-PARTING



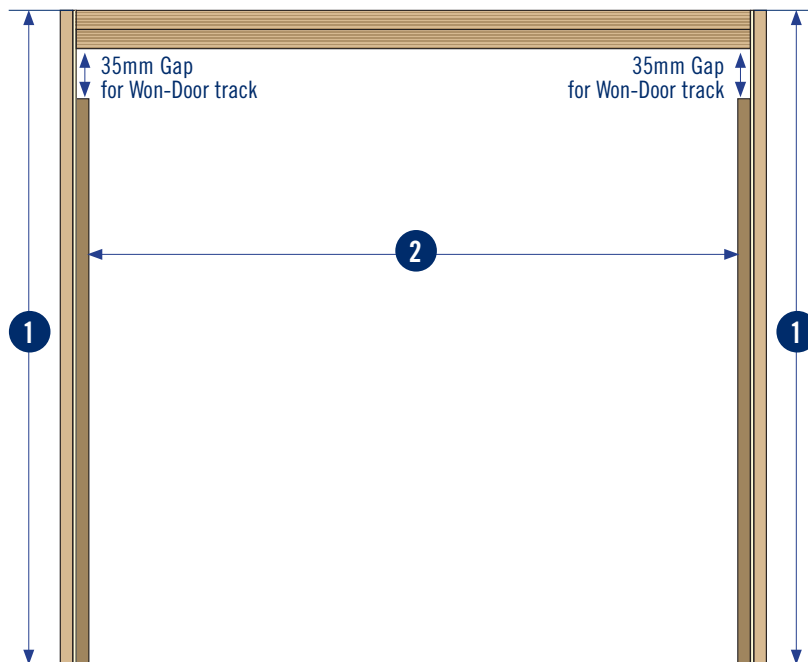
Stack Depth Ratio: 125mm per lineal metre of opening, PLUS 64mm for the lead post. **NOTE:** For Bi-Parting doors use half the opening width.

Stack Depth Area Calculation:

Single Parting = (Opening width (m) x 125) + 64

Bi-Parting = (1/2 Opening width (m) x 125) + 64

JAMB DETAILS - OPTIONAL (Hardwood timber jamb on face of wall linings)



1. REQUIRED: Timber stud behind wall lining centred on header to take aluminium jamb.

2. OPTIONAL: 75x20mm Hardwood timber jamb "by others" on face of wall linings. Leave a 35mm gap from the underside of plywood header, to top of hardwood jamb.

For further details contact:

Won-Door Australia Pty Ltd.
Won-Door New Zealand Ltd.

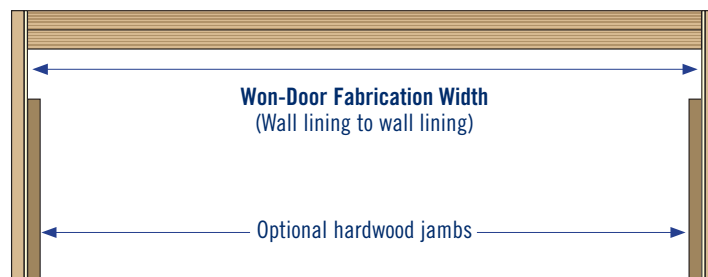
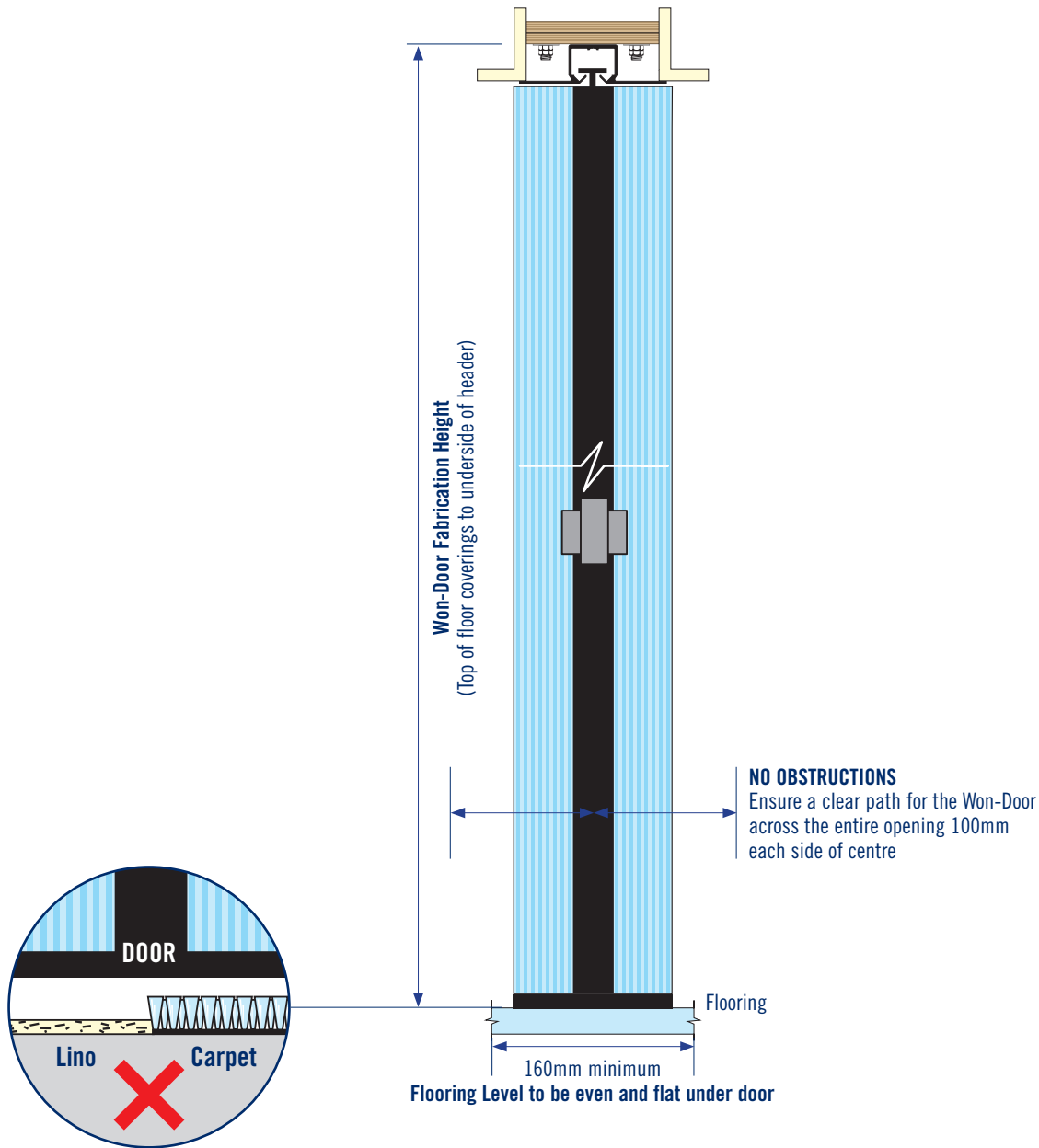
Tel: 1800 682 965
Tel: 0800 688 555

Email: info@won-door.com.au
Email: info@won-door.co.nz



DuraFlex

FRONT ELEVATION - LEVEL FLOOR AND OBSTRUCTIONS (FLUSH TRACK/HEADER)



For further details contact:

Won-Door Australia Pty Ltd.
Won-Door New Zealand Ltd.

Tel: 1800 682 965
Tel: 0800 688 555

Email: info@won-door.com.au
Email: info@won-door.co.nz