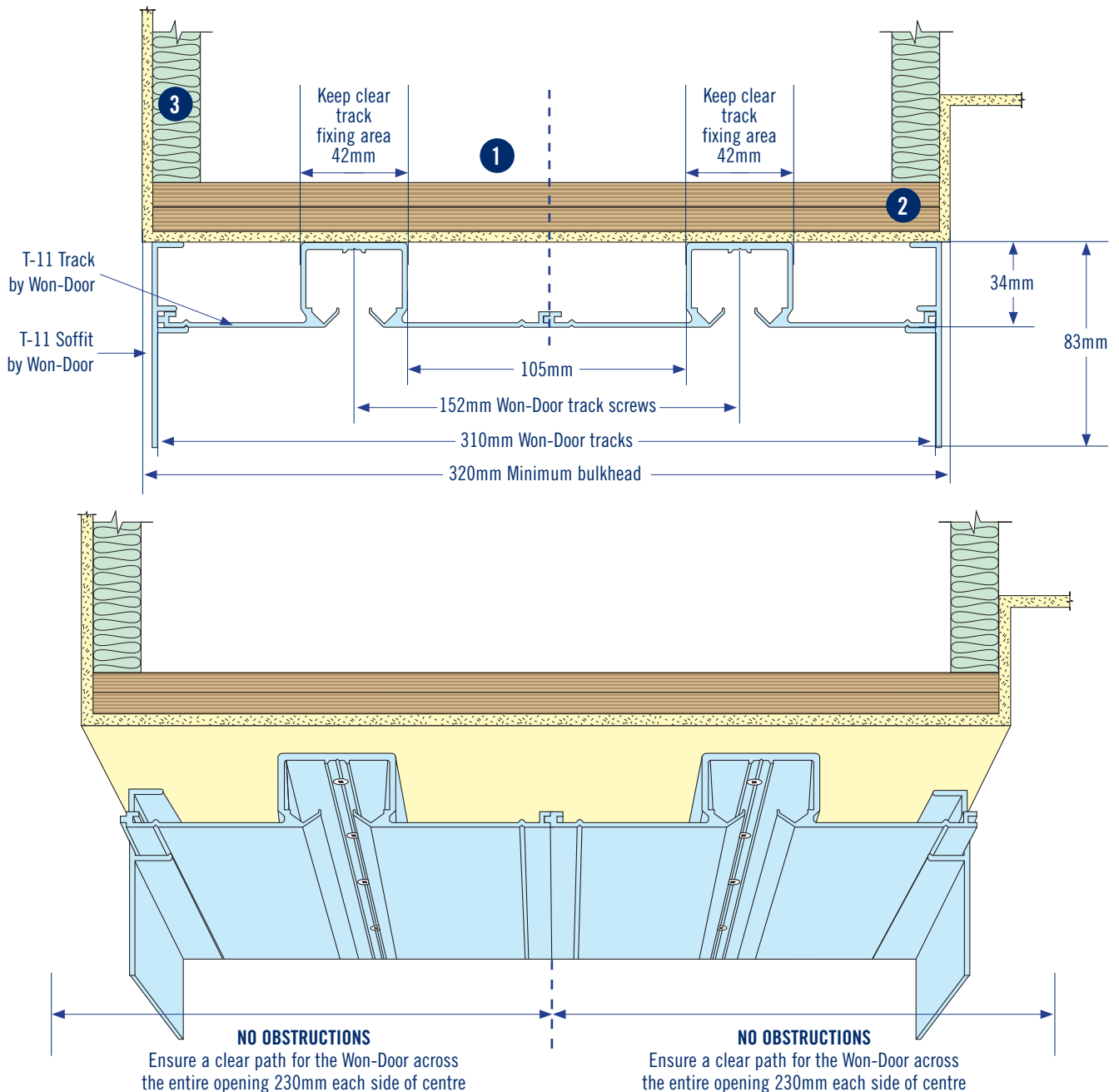




## TRACK & HEADER DETAILS - BULKHEAD MOUNTED

Straight door - Manual Operation (Under 3.4m high)



1. Plywood to be sufficiently fixed into bulkhead framing to carry the weight of this door 18Kg<sup>m</sup><sup>2</sup>. By main contractor.

**Note:** Ensure extra fixing in stack depth areas.

(Refer Jamb Details page for Stack Depth Area Calculation)

2. Two (2) Layers 17mm x 310mm continuous plywood, screwed and glued, to be parallel with floor. Maximum level tolerance of  $\pm 5$ mm. By main contractor.

3. **Sound proofing:** Insulate above header as required for sound proofing "by others".

For further details contact:

Won-Door Australia Pty Ltd.  
Won-Door New Zealand Ltd.

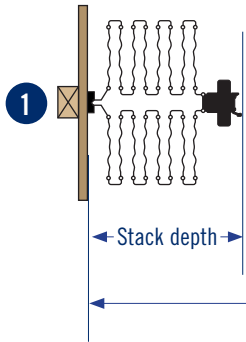
Tel: 1800 682 965  
Tel: 0800 688 555

Email: [info@won-door.com.au](mailto:info@won-door.com.au)  
Email: [info@won-door.co.nz](mailto:info@won-door.co.nz)

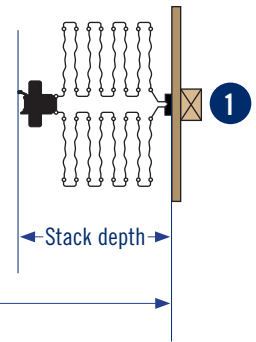
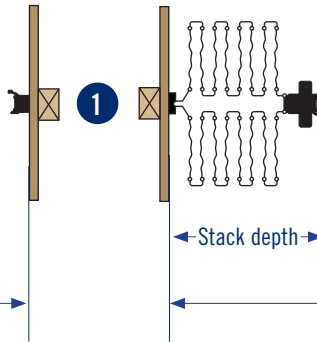


## JAMB DETAILS - REQUIRED (Timber stud fixing behind wall linings)

### SINGLE PARTING



### BI-PARTING



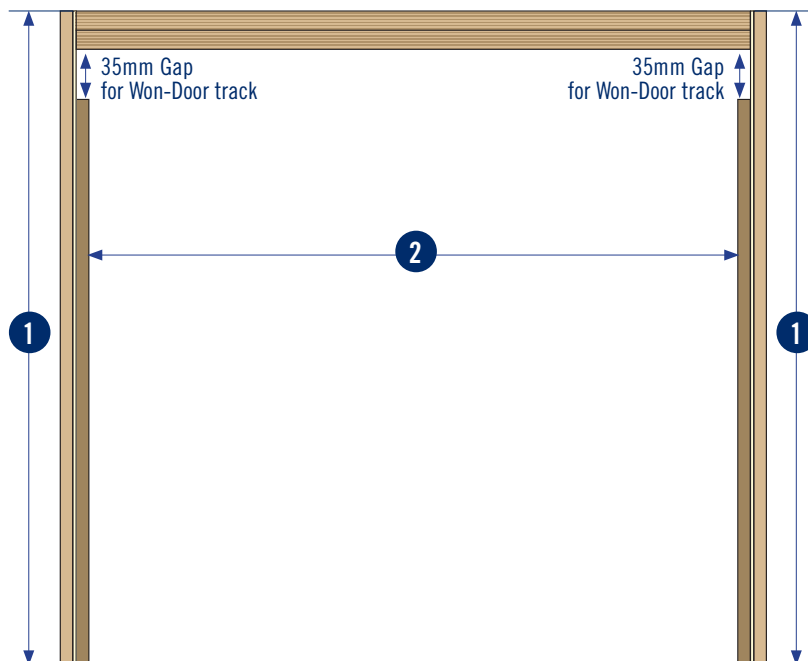
**Stack Depth Ratio:** 146mm per lineal metre of opening, PLUS 152mm for the lead post. **NOTE.** For Bi-Parting doors use half the opening width.

**Stack Depth Area Calculation:**

**Single Parting** = (Opening width (m) x 146) + 152

**Bi-Parting** = (1/2 Opening width (m) x 146) + 152

## JAMB DETAILS - OPTIONAL (Hardwood timber jamb on face of wall linings)



1. **REQUIRED:** Timber stud behind wall lining centred on header to take aluminium jamb.

2. **OPTIONAL:** 150x20mm Hardwood timber jamb “by others” on face of wall linings. Leave a 35mm gap from the underside of plywood header, to top of hardwood jamb.

For further details contact:

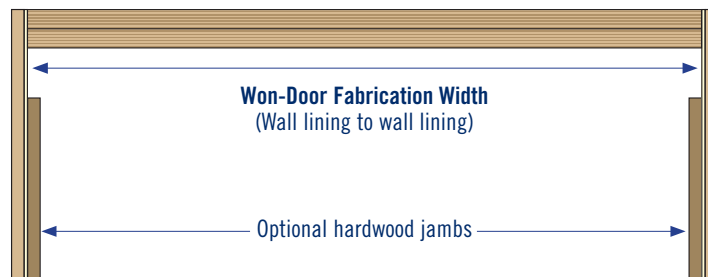
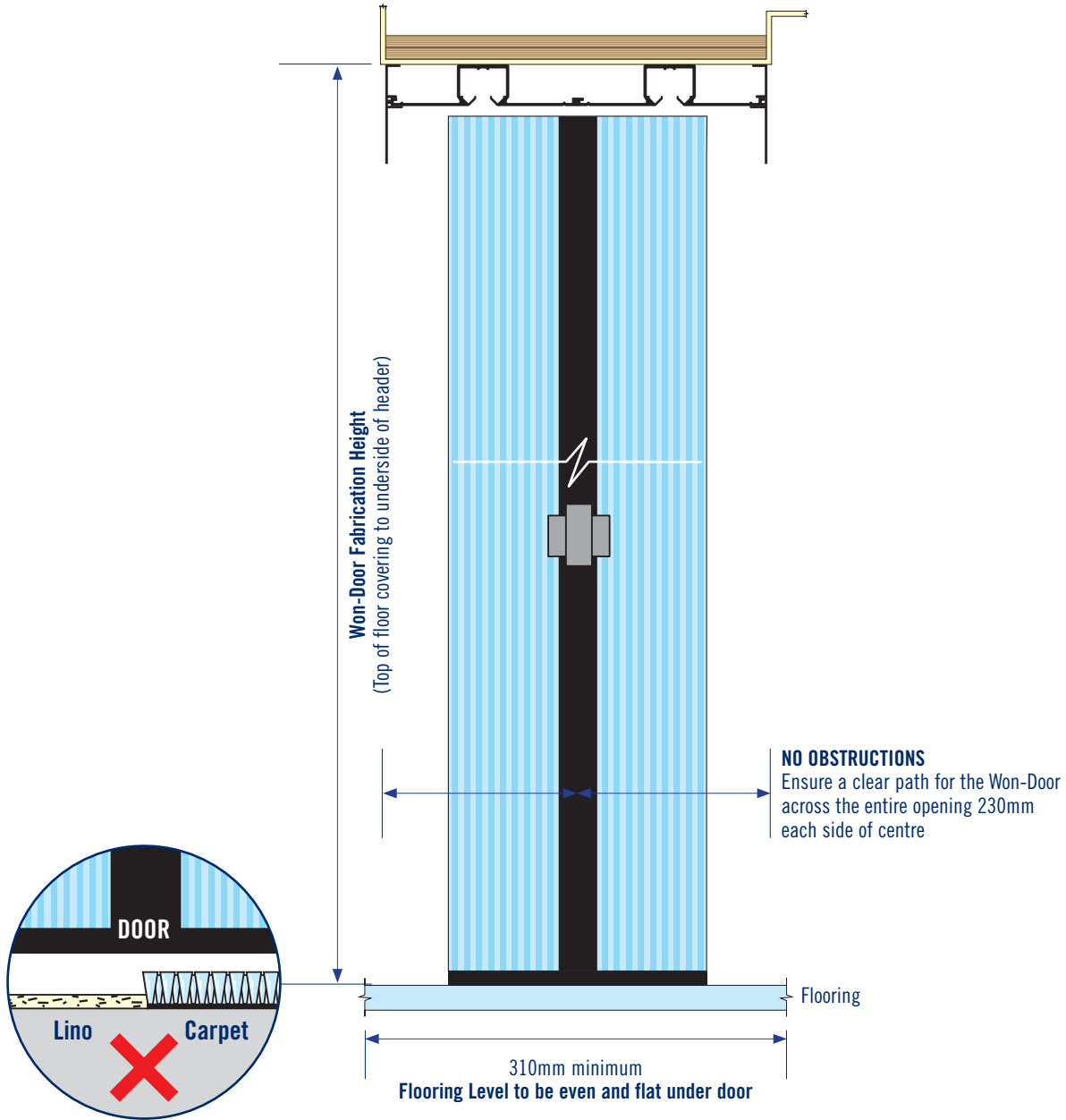
Won-Door Australia Pty Ltd.  
Won-Door New Zealand Ltd.

Tel: 1800 682 965  
Tel: 0800 688 555

Email: [info@won-door.com.au](mailto:info@won-door.com.au)  
Email: [info@won-door.co.nz](mailto:info@won-door.co.nz)



## FABRICATION DIMENSIONS AND LEVEL FLOORING (BULKHEAD TRACK/HEADER)



For further details contact:

Won-Door Australia Pty Ltd.  
Won-Door New Zealand Ltd.

Tel: 1800 682 965  
Tel: 0800 688 555

Email: [info@won-door.com.au](mailto:info@won-door.com.au)  
Email: [info@won-door.co.nz](mailto:info@won-door.co.nz)